

# WEATHERWELL FIXED LOUVRE

## SECURE PRIVACY MEETS VERSATILITY

Weatherwell Fixed Louvre is a high quality fixed louvre blade shutter range, that seamlessly combines elegance with durability. Versatile applications, including sliding and bi-fold, ensures flexible privacy and security options for both exterior facades and internal spaces.

### THE WEATHERWELL FIXED LOUVRE DIFFERENCE

#### Secure and private

Weatherwell Fixed Louvre provides the unique benefit of strength, privacy and security with streamlined uniformity of appearance.

#### Flexible options

Multiple applications including fixed, sliding and bi-fold installations maximise the use of space and function.

#### Quality construction


No visible weld between the louvre and the stile and inclusion of a H section to join panels or hide gaps.

#### Peace of mind


10 year warranty for structure and standard paints. 5 years for custom paints.

### WEATHERWELL FIXED LOUVRE ALUMINIUM OPTIONS


STANDARD  
COLOUR  
OPTIONS




b1



b2



b3



b4

#### Standard Colours:

- b1. White
- b2. Pearl
- b3. Silver
- b4. Black

#### Stile Sizes:

3 mm (timber grain finishes available)  
30mm

#### Blade Size:

89mm

CONTACT A SALES AGENT TODAY

[www.two-australia.com](http://www.two-australia.com)

